


Puppet Show

Create a puppet that moves using LEGO® Education SPIKE™ Prime.




Think Like an Engineer:
How will you test and improve your initial puppet to make it better?

Think Like a Biologist:
What kinds of creatures can you make and how would they move?



Example Ideas


Below are a few different types of puppets. Can you think of more?



String Puppet of a Person



Shadow Puppet of a Cat





Rod Puppet of a Snake in a Basket

● Beginner ✂ All Skills 📖 Art and Literature

Flip over for more details!

Build It!

Think about how you could transform rotational motion into linear motion. Try to make your favorite animal!



Code It!

Code for the rod puppet:


```
4 count = 0
5 motor=Motor('D')
6 while True:
7     motor.run_for_seconds(.5, -30)
8     motor.run_for_seconds(1, 30)
9     motor.run_for_seconds(1, 30)
10    count +=1
11    if count > 10:
12        break
```

Modify It:

Can you make your puppet do different movements when different buttons are pressed?

Can you have noise and movement at the same time?

Can you add for and while loops in your own code?



Challenge Yourself!
Can you make a puppet that moves to music?

