

Simple Machines (Grades 3-5) – Maker Activity Self-Assessment
 Linked to: NGSS Practice 8 Obtaining, Evaluating, and Communicating Information

















Make a Repeated Pattern

Student Name: _____

Date: _____

How did you do?

Directions: Circle the brick that shows how well you did. The bigger brick, the better you did.

<p>We wrote down one or more things our design must do.</p>				
<p>We drew one or more ideas on the worksheet.</p>				
<p>We told the class how we made our idea better.</p>				
<p>We used labeled photos to show the most important parts of our model.</p>				

Describe what you did (Draw, write or add a photo):

Tell someone about the problem, you solved...