
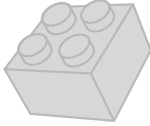




Self-Assessment

Name(s): _____ Date: _____

GOALS	 BRONZE	 SILVER	 GOLD	 PLATINUM
Maker task: Make a sound machine Linked to: NGSS Practice 6 Designing Solutions	<ul style="list-style-type: none"> We successfully built and tested one design based upon a single design criteria and design idea. <input data-bbox="533 763 572 806" type="checkbox"/>	<ul style="list-style-type: none"> We successfully used two design criteria and ideas to build a solution to a defined problem. <input data-bbox="809 763 849 806" type="checkbox"/>	<ul style="list-style-type: none"> We met Silver and refined our idea, improving it further through testing, revising, and retesting. <input data-bbox="1085 763 1125 806" type="checkbox"/>	<ul style="list-style-type: none"> We met Gold and successfully met all three design criteria. <input data-bbox="1359 763 1399 806" type="checkbox"/>
Maker task: Make a security gadget Linked to: NGSS Practice 1 Defining Problems	<ul style="list-style-type: none"> We understood the design problem. <input data-bbox="533 1006 572 1049" type="checkbox"/>	<ul style="list-style-type: none"> We defined a design problem and used one design criteria and idea to build our solution. <input data-bbox="809 1006 849 1049" type="checkbox"/>	<ul style="list-style-type: none"> We achieved Silver and used two design criteria and ideas to build our solution. <input data-bbox="1085 1006 1125 1049" type="checkbox"/>	<ul style="list-style-type: none"> We achieved Gold and used three design criteria and ideas to build an effective solution. <input data-bbox="1359 1006 1399 1049" type="checkbox"/>
Maker task: Make a puppet Linked to: NGSS Practice 1 Obtaining, Evaluating, and Communicating Information	<ul style="list-style-type: none"> We drew and labeled the different parts of our design. <input data-bbox="533 1289 572 1332" type="checkbox"/>	<ul style="list-style-type: none"> We met Bronze and identified the location of the key component parts responsible for making our design work. <input data-bbox="809 1289 849 1332" type="checkbox"/>	<ul style="list-style-type: none"> We met Silver and included a diagram showing how our design works. <input data-bbox="1085 1289 1125 1332" type="checkbox"/>	<ul style="list-style-type: none"> We met Gold and used words and a diagram to explain how our new design works. <input data-bbox="1359 1289 1399 1332" type="checkbox"/>

Notes:

Well done! What will you make next?