

Simple Machines (Grades 3-5) – Maker Activity Self-Assessment
 Linked to: NGSS Practice 1 Defining Problems

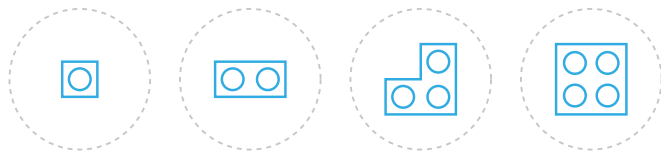
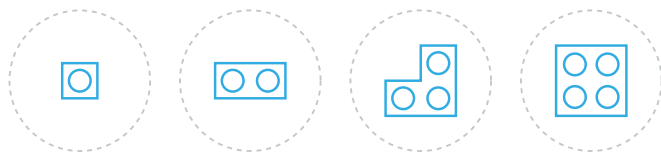
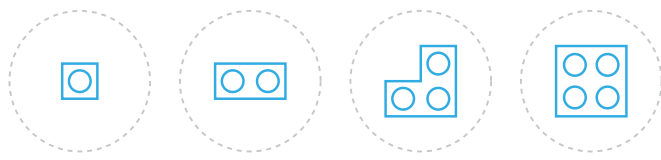
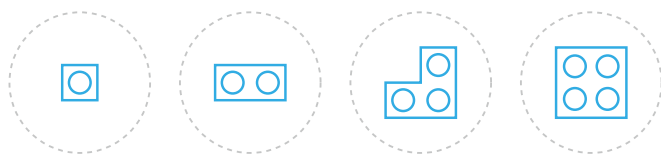
Make a Digital Accessory

Student Name: _____

Date: _____

How did you do?

Directions: Circle the brick that shows how well you did. The bigger brick, the better you did.

<p>We built, and tested one design or more based upon a problem we found.</p>	
<p>We joined ideas to build a good solution to a problem we found.</p>	
<p>We made our idea better based on our tests.</p>	
<p>The final design was able to do everything it was supposed to do.</p>	

Describe what you did (Draw, write or add a photo):

Tell someone about the problem, you solved...