


# Puppet Show

Create a puppet that moves using LEGO® Education SPIKE™ Prime.




**Think Like an Engineer:**  
How will you test and improve your initial puppet to make it better?

**Think Like a Biologist:**  
What kinds of creatures can you make and how would they move?



## Example Ideas


Below are a few different types of puppets. Can you think of more?



String Puppet of a Person



Shadow Puppet of a Cat





Rod Puppet of a Snake in a Basket

● Beginner   ✂ All Skills   📖 Art and Literature

Flip over for more details!

## Build It!

Think about how you could transform rotational motion into linear motion. Try to make your favorite animal! →



## Code It!

Code for the dancing string puppet: →

```
when program starts
  A go shortest path to position 0
  A set speed to 70 %
  repeat 10
    A run for 1 rotations
    wait 0.2 seconds
    A run for 1 rotations
    wait 0.2 seconds
```

### Modify It:

Can you make your puppet do different things when different buttons are pressed?

Can you have noise and movement at the same time?

How does changing the speed affect your puppet's motion?

## Challenge Yourself!

Can you make a puppet that moves to music?