


Silly Walks

Build a robot that moves forward — without using wheels!






Think Like an Engineer:
How can you propel your robot forward without wheels?

Think Like a Physicist:
How will the length of your robot's legs affect its motion?



Example Ideas

← What are different ways you can attach the “legs” to the motor? →




● Beginner ✂ All Skills ⚙ Mechanics & Movement

Build It!

LEGO pieces are versatile! Be creative about what pieces you use and don't be afraid to think outside the box!

You can use these as legs:



You can use these as stabilizers or supports:



Code It!

Try making your robot stop in between rotations. How fast do you want your robot to move?

```
when program starts
  set movement speed to 50 %
  set movement motors to A+B
  repeat 10
    move up for 2 rotations
    wait 1 seconds
```

Try to Modify It:

Use a sensor to keep your robot from hitting a wall.
Do you want your motors to move together or alternate?

Challenge Yourself!

Try to build a silly walks robot with only one motor.